

## Las necesidades

Those who don't speak Spanish often say it's not needed when shopping since most things can be bought in a supermarket, but learners who have visited Spain will know that even in the largest stores you sometimes need to ask for things you can't find. And beyond the supermarket, in markets and small, independent shops, a basic knowledge of the language adds immeasurably to the shopping experience.

This activity therefore aims to get learners familiar with asking for the items they want and with the key phrases they're likely to hear while out shopping.

### Getting ready

For the activity, print page 2, blank out the printed words and make copies of the page, enough for one per person. Everybody will also need a shopping list from the selection on page 3.

Display page 2 to present and practice the vocabulary, checking that learners are thoroughly familiar with the use of un and una. Then take them through the following dialogue:

***Buenos días. ¿Tiene sellos para los Estados Unidos?***

***Lo siento, sellos no tenemos***

***¿Tiene un periódico inglés?***

***Sí. 3€. ¿Algo más?***

***Sí, una película por favor, 400.***

***De acuerdo. 6€. ¿Es todo?***

***Sí, Gracias. ¿Cuánto le debo?***

***9€ por favor.***

***Vale. ¿Hay una oficina de correos, por aquí?***

***Sí. Hay una a 50m.***

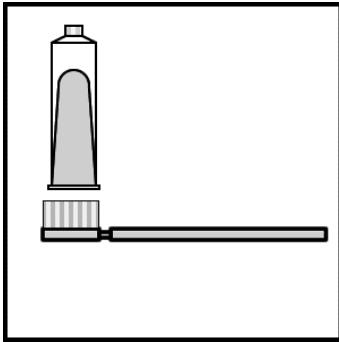
***Gracias. Adiós***

### Getting them talking

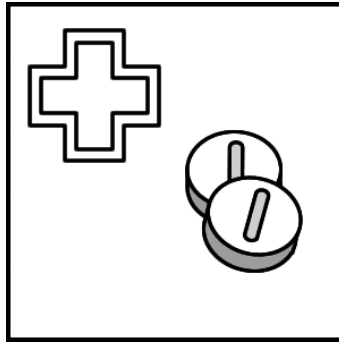
Give everyone a shopping list and a copy of the pictures. Without showing their sheet to anyone else, they should put a cross through any four of the items. These items are the ones that will not be available in their 'shop'. They should then put a price in euros against all the other items. (They needn't take much time over this.)

The aim is for everyone to circulate and try to 'buy' all the things on their list, conducting a conversation along the lines of the one practised. It's likely that people will need to visit more than one 'shop' to get all the items they want, and it's possible that some items are not available at all!

Shoppers should note down the price of each item they buy. At the end they can compare costs and see who spent the most and the least on their shopping.



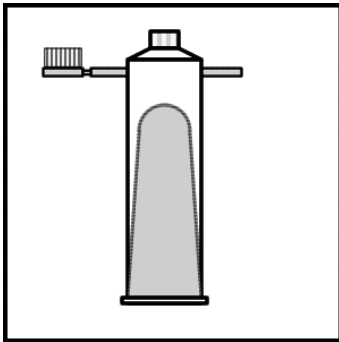
un cepillo de dientes



unas aspirinas



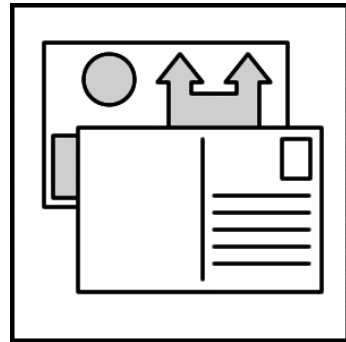
unos caramelos



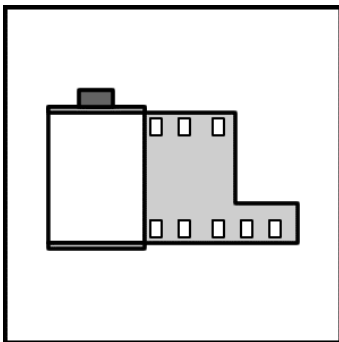
un tubo de pasta de  
dientes



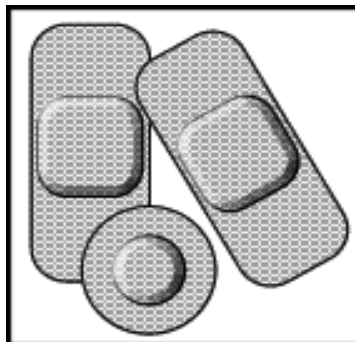
unas cerillas



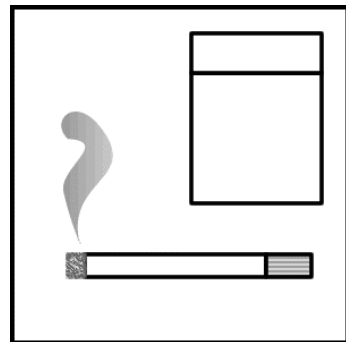
unas postales




una película



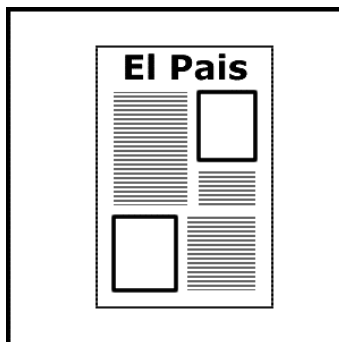
un paquete de tiritas




unos cigarrillos



unos sellos



un periódico



una botella de crema  
bronceadora

<p><b>Shopping list</b>          film for camera (400)          plasters          4 x postcards          4 x stamps (for England)</p>	<p><b>Shopping list</b>          sun cream (factor 8)          newspaper          aspirins          toothbrush</p>
<p><b>Shopping list</b>          toothpaste          cigarettes (2 packs)          matches          toffees</p>	<p><b>Shopping list</b>          3 x postcards          3 x stamps (for United States)          batteries (for camera)          aspirins</p>
<p><b>Shopping list</b>          newspaper          plasters          batteries (camera)          film for camera (400)</p>	<p><b>Shopping list</b>          6 x postcards          6 x stamps (for Europe)          sun cream (factor 15)          aspirins</p>
<p><b>Shopping list</b>          toothbrush          toothpaste          toffees          newspapers (1 Spanish &amp; 1 English)</p>	<p><b>Shopping list</b>          plasters          cigarettes          sun cream (factor 12)          film for camera (400)</p>