

¿Quieres ir al cine?

This activity integrates **¿Quieres?** + **ir/ tomar** with revision of vocabulary relating to drinks and places in town. It also introduces time (the hour only).

It aims to get learners confident in giving and accepting a simple invitation, and making arrangements to meet. Mindful of the vast range of ability and confidence in adult language classes, the basic activity is short and controlled, while the variations cater for learners who want, and can cope with, freer and more extended practice.

Getting ready

Display the example on page 2 to present the dialogue learners will practise later in pairs. It includes 3 basic elements:

Invitation: either **¿Quieres ir a/al ...? ¿Quieres tomar un/a/as/os ...?**

Acceptance: **Gracias** or **Sí, estupendo**

Arrangements: **¿A qué hora? ... Te veo a la una.**

Copy page 3 onto thin card and cut into the 12 individual pictures. The set is made up of i) places, prompting an invitation to go somewhere, e.g. **¿Quieres ir al cine?**, and ii) food/drink, prompting e.g. **¿Quieres tomar un café?**

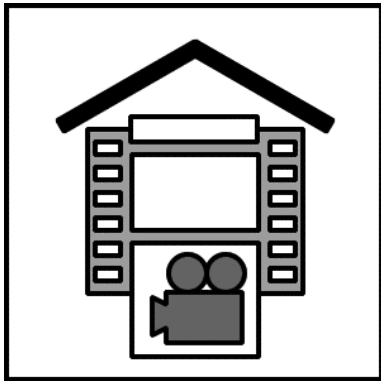
You'll also need a set of clocks from page 4, cut into individual pictures.

Getting them talking

Give your learners, working in pairs, a set of picture cards and a set of clocks in two piles, both face down. Tell them to imagine they're talking on the phone. Partner A picks up a picture and makes the invitation, B accepts, A asks what time, and B picks up a clock and says the time indicated on it, clinching the arrangement.

Variations

1. Whereas the above will be enough for some members of your group, others will doubtless benefit from extending the vocabulary range, so you could bring in more pictures of places.
2. And some learners will be willing and able to engage in an altogether freer and more sustained conversation, integrating language from several previous stages. Tell them to imagine they've just met someone in a hotel in Spain – so they start off with greetings/**¿Cómo estás?** and go on to exchange information about where they live, etc. before making the invitation. Encourage them to vary their responses, accepting some invitations and refusing others, using **Lo siento, no puedo.**
3. You could then encourage interested learners to try their hand at writing out the invitations, as if they're leaving a note for someone.




¿Quieres ir al cine?

Sí, estupendo!



¿A qué hora?

A las once



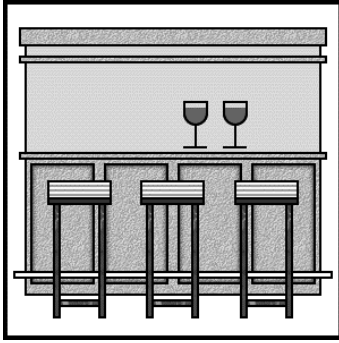
¿Quieres tomar unas tapas?

Sí ... gracias.




¿A qué hora?

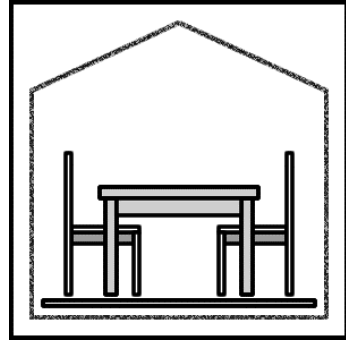
A las nueve



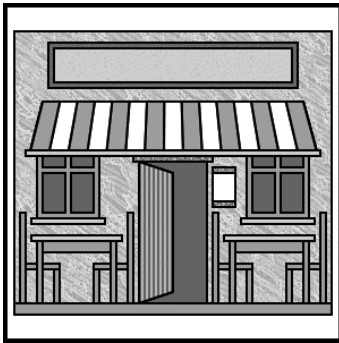
tomar algo al bar



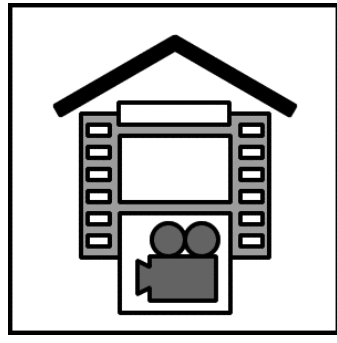
ir al teatro



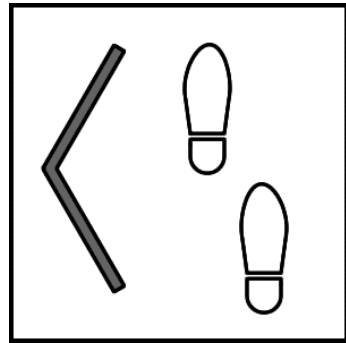
comer a casa




ir al restaurante



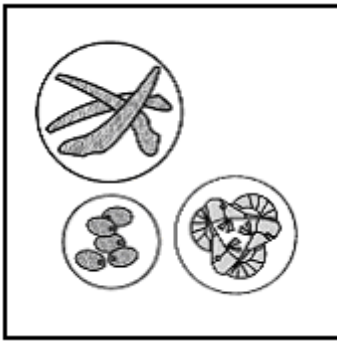
ir al cine



ir a bailar




unos churros




unas tapas



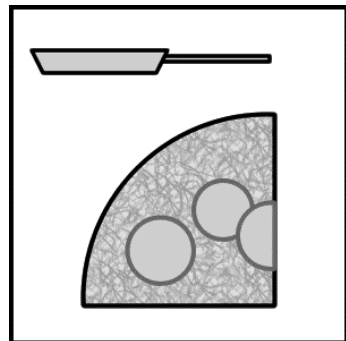
un chocolate



una caña



un café



una ración de tortilla

