

¿Te gustan las anchoas?

At first, many English-speaking learners struggle to express likes and dislikes in Spanish, so it's a good idea to introduce **me gusta/gustan** in a familiar context with known vocabulary. Using food as the context is ideal as chatting over a meal so often involves saying what you like and don't like. This activity provides plenty of repetitive practice, using vocabulary learned in Stages 1 and 2.

Getting ready

Display page 2 to remind your group of the vocabulary. You could tell them which items **you** like and don't like, first the singular ones then the plural, before introducing the question **Te gusta/gustan** and having some group practice.

For the preparation activity, print the illustrations on page 2 onto card and cut into individual pictures, without the printed words. You'll need a set per pair or small group.


For the survey, you'll need a blank grid (page 3) for each person and a couple of sets of the picture cards.

Getting them talking

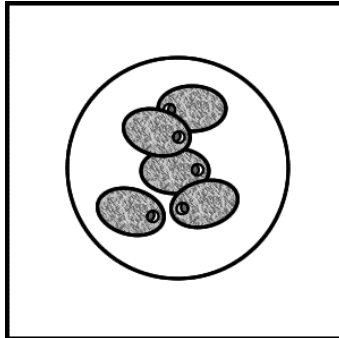
- Learners start off in pairs or threes. With a set of cards face down, they take it in turns to turn over a card and say, e.g. **Me gustan los champiñones** or **No me gusta el jamón serrano**. After a few turns, they can vary this by turning over a card and asking their partner, e.g. **¿Te gustan los champiñones?** or **¿Te gusta el jamón serrano?** The partner replies with either **Sí, me gusta(n)**, or **No, no me gusta(n)**, (which could lead to **Yo también** or **Yo tampoco**).
- Then everyone gets together to take part in a survey to find out the commonest likes and dislikes. For this, they need a blank grid and three or four cards each – these are the items they are going to ask about.

They start by writing the names of their items in the first column. Then they circulate, asking each person if they like the items on their list: **¿Te gustan los champiñones?** As they hear the answers, they put a mark in the appropriate column. When everyone has finished interviewing, they compare notes in small groups to see which items are popular or unpopular.

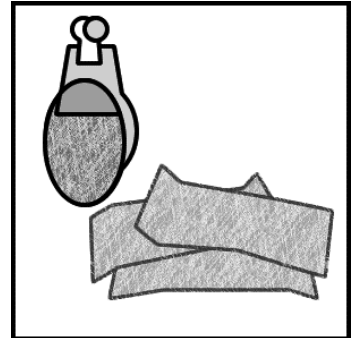
	✓	✗
champiñones	✓ ✓ ✓	✓ ✓
agua mineral con gas	✓ ✓ ✓ ✓	✓
jamón serrano	✓ ✓ ✓ ✓ ✓	
aceitunas	✓	✓ ✓ ✓ ✓



la paella




las aceitunas



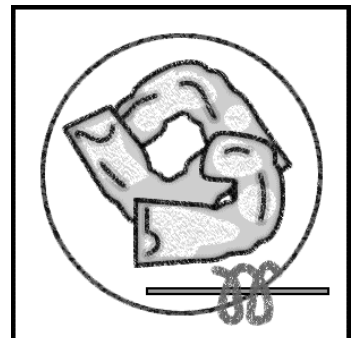
el jamón serrano



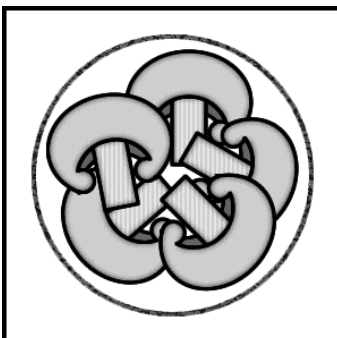
el vino tinto




la sangria




los churros



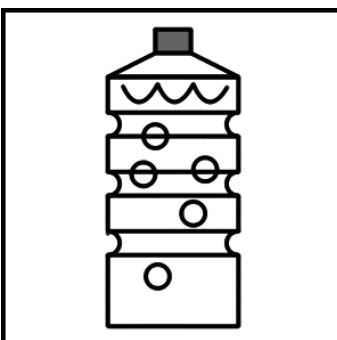
los champiñones



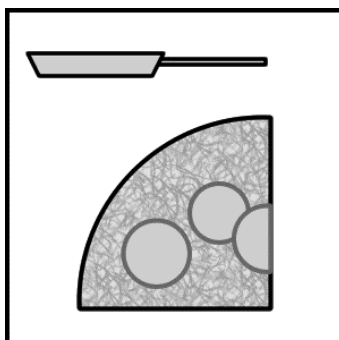
las anchoas




el chocolate



el agua mineral con gas



la tortilla española



el té con limón

A step or two more: Spanish Stage 4

	✓	x

	✓	x

	✓	x